

Program Review Report

3.7 Academic Program Review

A thorough internal or external program review addressing all criteria in policy should be possible within a comprehensive report of ten or fewer pages. This template is provided to assist institutions in compiling the program review information, which is to be presented to the institutional governing board prior to submission to the State Regents.

Institution Name: Seminole State College

Program Name and State Regents Code: 215 -- Social Science Associate in Arts

List Program Options: [Click here to enter text](#)
[Click here to enter text](#)
[Click here to enter text](#)
[Click here to enter text](#)

List Embedded Certificates included in this review: [Click here to enter text](#)
[Click here to enter text](#)
[Click here to enter text](#)
[Click here to enter text](#)

Previous Review

Date (Year) of Last Review 2019

1. Summarize key findings from previous internal and/or external reviews of this program.

Analysis of degree program productivity has revealed that from 2019-2024 Social Science has maintained an average enrollment of 33 students with an average of 5 graduates per year during this period. The data provided in this report show that enrollment for this degree declined during the 2020-2021 academic year. The average of 5 graduates per year relies upon the inclusion of the 2019-2020 year (11 graduates), which was both significant (11 graduates) and uncharacteristic. The average number of graduates during the past four years is only 3.5 students.

2. What developments and actions have taken place since the last review?

Enrollment in the Associate of Arts in Social Sciences has seen a few individual years of adequate production but, overall, has been marginal or subpar during the past decade. We received a low productivity warning in 2021 based upon the previous period of review and have seen enrollment remain subpar since then. While we had an unusually high number of graduates in the 2019-2020 academic year, our production in graduates since that high point has been lackluster. Numerous actions have been undertaken to address this lack of production including the following: the offering of face-to-face sections of SSC Social Science courses at area high schools, the creation and implementation of campus and community educational programs relating to the Social Sciences—including the President's Day Lecture Series (as well as Constitution Day), the involvement and participation of Social Science faculty in local high school History Fairs, and the attempt to create a Global Studies trip to Washington, D.C., which would have had a largely Social Sciences focus. In short, we have done quite a lot to help strengthen the program, but our efforts have not yielded adequate results.

Current Review

Date (Year) of Current Review: 2024

Review Criteria (*Institutions should address each criterion of OSRHE policy 3.7.5 as directed below*).

A. Vitality of the Program:

A.1. Program Objectives and Goals:

Outcome 1: Demonstrate successful articulation of Seminole State College transfer degree programs to state and professional institutions of higher learning granting professional and baccalaureate degrees in Oklahoma.

Measurable indicators

- a. Signed 2+2 articulation agreements between SSC and state baccalaureate institutions of higher learning in Oklahoma, especially those institutions which are primary recipients of SSC transfer degree program graduates.
- b. Inclusion of required degree program courses on the Oklahoma State Regents for Higher Education annual Course Equivalency Matrix.

Outcome 2: Demonstrate successful academic achievement by Seminole State College transfer degree students at primary receiving state baccalaureate institutions of higher learning in Oklahoma. Successful academic achievement is defined as the maintenance of satisfactory academic progress toward degree completion as determined by the receiving institution.

Measurable indicators

- a. Transfer data on SSC transfer degree program graduates from primary receiving state baccalaureate institutions of higher learning in Oklahoma.
- b. Graduate Opinion Survey data self-reporting demonstration of successful academic achievement at primary receiving state baccalaureate institutions of higher learning in Oklahoma as available.
- c. Retention reports on SSC transfer program graduates regarding primary receiving state baccalaureate institutions of higher learning in Oklahoma as available.
- d. Graduation reports on SSC transfer program graduates regarding primary receiving state baccalaureate institutions of higher learning in Oklahoma as available.

Outcomes Specific to Associate of Arts in Social Science (215)

Outcome 3: Students will demonstrate the ability to explain and analyze social systems.

Measurable indicators

- a. Assessment data demonstrating students' ability to
 1. Identify, explain, and analyze political systems
 2. Identify, explain, and analyze historical periods
 3. Identify, explain, and analyze theoretical perspectives and trends regarding the application of psychological principles to social and behavioral problems

Outcome 4: Students will display the knowledge, skills, and values consistent with the curriculum developed for the social sciences.

Measurable indicators

- a. **Assessment data demonstrating students' ability to**
 1. **Apply critical thinking to current events and social problems/issues**
 2. **Demonstrate competence in written and verbal interpersonal communication skills**
 3. **Demonstrate basic skills and concepts in interpreting behavior, studying research, and applying research design principles to social phenomena in relation to scientific reasoning and problem solving.**

A.2. Quality Indicators (including Higher Learning Commission criteria and requirements):

Assessment of the Social Sciences program is based upon Course-Embedded Assessment. This evaluation provides evidence for the quality of student learning outcomes and effective learning environments.

Table 1. Combined Course Embedded Assessment Results for FY2023-2024 for Social Science Associates in Art			
Outcomes	Pre-Test % Correct	Post-Test % Correct	Percentage Increase
General Education Outcome 1	46%	88%	42%
General Education Outcome 2	42%	85%	43%
General Education Outcome 3	36%	82%	46%
General Education Outcome 4	33%	81%	48%
Program Outcome 3	42%	85%	43%
Program Outcome 4	35%	82%	47%

Faculty in the Social Sciences Division consistently review assessment tools and methods and revise those tools and methods when necessary to provide accurate assessment data. To measure the degree outcomes, course embedded assessment is utilized in the form of pre- and post-tests. Faculty calculate pre- and post-test score improvements for every class annually. Although pre- and post-test assessments only focus on the learning objectives of a specific course, an examination of Social Science courses show improvement that verifies student learning is taking place and that the outcomes specific to the Associate in Arts in Social Sciences program are being met. The table above indicates remarkably consistent improvement across all outcomes with post-test results indicating performance well above the 60% minimum threshold.

A.3. Minimum Productivity Indicators:

Time Frame (e.g.: 5-year span)	Enrollment	Graduates
FY 2019-2020	49	11
FY 2020-2021	17	1
FY 2021-2022	38	4
FY 2022-2023	34	3
FY 2023-2024	27	6

A.4. Other Quantitative Measures:

- a.4.a.** Number and enrollment of courses taught exclusively for the major for each of the last five years:
List or attach list of courses

While there are no exclusive courses to the major required for the Social Science Associate in Arts degree offered at Seminole State College, the following courses are required for the degree:

<u>Course</u>	<u>Course Title</u>
ANTH 1113	General Anthropology
ANTH 1203	Native Peoples of North America
ANTH 2103	American Multiculturalism through Film
GEOG 1123	World Regional Geography
GOV 1303	State and Local Government
GOV 2013	Intro To International Relations
GOV 230X	Special Projects in Government
HIST 1223	History of Native Americans to 1890
HIST 1243	History of Native Americans since 1890
HIST 1483	American History To 1877
HIST 1493	American History Since 1877
HIST 2113	The American West
HIST 2203	Native American History and Policy
HIST 2223	Early Western Civilization To 1660
HIST 2233	Mod Western Civilization Since 1660
HIST 230X	Special Projects in History
HIST 2323	Soc Sci Issues Percvd Through Movies
MATH 1503	Elementary Statistics
PSY 1113	General Psychology
PSY 2023	Developmental Psychology
SOC 1113	Introduction To Sociology
SOC 2033	Sociology Of Religion
SOC 2053	Social Psychology
SOC 2123	Social Problems
SOC 2143	Marriage And Family
SOC 2153	Crime Del Soc Issues through Film
SOC 230X	Special Topics in Sociology

- a.4.a.** Student credit hours by course level (i.e. 1000, 2000) generated in all major courses in the degree program for five years:

1000-level courses: Attempted – 18,762 hours Earned – 15,585 hours
2000-level courses: Attempted – 5,608 hours Earned – 4,324 hours

Click here to enter text

a.4.b. Direct instructional costs for the program during the review period:

No direct data were available that could be used to determine the exact amount of the instructional cost for the Social Sciences degree program. The annual SSC budget report provided the total expenditures for the Social Sciences Division as shown in the table below.

Academic Year	FY 2019-20	FY 2020-21	FY 2021-22	FY 2022-23	FY 2023-24
Instructional Cost	\$515,812.07	\$508,616.20	\$519,699.61	\$556,223.02	\$571,897.21

Click here to enter text

a.4.c. The number of credits and credit hours generated in the program that support the general education component and other degree programs including certificates:

<u>Course</u>	<u>Course Title</u>
ANTH 1113	General Anthropology
ANTH 1203	Native Peoples of North America
ANTH 2103	American Multiculturalism through film
GEOG 1123	World Regional Geography
GOV 1303	State and Local Government
GOV 2013	Intro To International Relations
GOV 230X	Special Projects in Government
HIST 1223	History of Native Americans to 1890
HIST 1243	History of Native Americans since 1890
HIST 1483	American History To 1877
HIST 1493	American History Since 1877
HIST 2113	The American West
HIST 2203	Native American History and Policy
HIST 2223	Early Western Civilization To 1660
HIST 2233	Mod Western Civilization Since 1660
HIST 230X	Special Projects in History
HIST 2323	Soc Sci Issues Percvd Thrh Movies
MATH 1503	Elementary Statistics
PSY 1113	General Psychology
PSY 2023	Developmental Psychology
SOC 1113	Introduction To Sociology
SOC 2033	Sociology Of Religion
SOC 2053	Social Psychology
SOC 2123	Social Problems
SOC 2143	Marriage And Family
SOC 2153	Crime Del Soc Issues through Film
SOC 230X	Special Topics in Sociology
GOV 1113	American National Government
PSY 2103	Child And Adolescent Psychology
PSY 230X	Special Projects in Psychology
SOC 2043	Human Sexuality
SOC 2433	Global Studies Culture & Diversity

1000-level courses: Attempted – 26,022 hours Earned – 21,558 hours

2000-level courses: Attempted – 6,026 hours Earned – 4,712 hours

Click here to enter text

a.4.d. If available, information about employment or advanced studies of graduates of the program over the past five years:

Not available

a.4.e. If available, information about the success of students from this program who transferred to other institutions:

Seminole State currently does not have a mechanism to track transfer students by degree, but the table below describes the transfer data from all graduates to the following four institutions of higher education.

Table XX. 2023-2024 Transfer Reports from Four-Year Institutions								
Four Year Institution	Number of Former SSC Students Enrolled	Credit Hours Completed	Credit Hours Attempted	Course Completion Rate	Aggregated GPA of Former SSC Students	Aggregated Student Body GPA	Difference	Bachelor's Degrees Awarded
East Central University	372	7414	7769	95.43%	3.2	3.08	0.12	95
Oklahoma State University	246	*	*	*	3.17	3.24	-0.07	43
University of Oklahoma	152	3,349	3,488	96.01%	3.29	**	**	29
University of Central Oklahoma	235	3374	3780	89.26%	3.04	3.03	0.01	51
Totals	1005	14137	15037	94.0%				218

*Data from OSU not reported in the correct format.

**Data from OU did not provide aggregated student body data, but Summer difference +0.41, Fall difference -0.03, and Spring difference -0.06.

Recommendation(s)

A. Recommendation for the Program (3.7.7.A.4):

- ☒ Maintain the program at the current level.
- ☐ Continue the program with modifications as noted below and detailed in the comment section below.
 - ☐ Expand the program
 - ☐ Reduce program in size or scope
 - ☐ Merge or consolidate program
 - ☐ Reorganize program/curricular modifications*
- ☐ Suspend program to allow an opportunity to consider recommendations detailed in the section below*
- ☐ Delete program*

*Requires a Request for Degree Program Modification and governing board approval.


B. Specific comments regarding recommendations:

(Provide detailed recommendations for the program as a result of this thorough review and how these recommendations will be implemented, as well as the timeline for key elements. Recommendations to suspend or modify the program should include measurable goals and a timeline for monitoring the program in one-, two-, three-, or four-year increments)

Recommendations	Implementation Plan	Target Date
The Social Sciences Division is considering the possibility of modifying this degree program to address the issue of low productivity.	This plan may include modifying, merging, suspending, or deleting the program as more data is collected and analyzed.	2025-26


Add additional rows as necessary

Department/
Program Head


(Signature)


Date: 10/15/2024

Dean


(Signature)

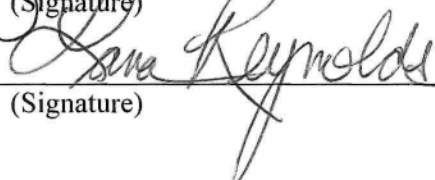
Date: 10-16-24
Click here to enter a date

Chief
Academic
Officer


(Signature)

Date: 10/16/24
Click here to enter a date

President


(Signature)

Date: 10-24-24
Click here to enter a date