



Academic Year – 2022-2023

Submitted by: Laura Votaw, Coordinator of Distance Education

## Overview and Introduction

The online degree program has fully implemented thirteen (13) degree programs online. The degree programs include:

- Business
- Child Development
- Child Development Certification
- Computer Science
- Criminal Justice
- Elementary Education
- Enterprise Development Business
- Enterprise Development – General Studies
- Health Sciences
- Liberal Studies
- LPN to RN
- Psychology
- Social Sciences

Our original goal in 2021 was to bring in 30 new students and we are currently at 235 at the end of spring 2023. The goals we have set for the next academic year are based on continuing increasing enrollment efforts and creating a sense of belonging.

1. To increase enrollment by adding more recruitment events and advertising by 10%.
2. To create virtual workshops at least twice a semester to increase the sense of belonging. We project this will increase retention by 15%.

In December 2022, we graduated our first class of online LPN to RN students. This program continues to increase and has a wide range of interested students from both in and out of Oklahoma.

We plan on attending at least one recruitment event per month in hopes of finding new students. Our previous events included Firelake Job Fair, Reach Higher Reconnect Events, EPIC OKC College Career and Military Fair, Wewoka Chamber of Business and Industry Job Fair, DOC In-Person Enrollment Event, and Gordon Cooper Technology Center Spring Career Event

We hired Caitlin Brown as the Student Navigator in February 2023. Caitlin has brought in new ideas to help increase social media presence, updated ODO materials, and new recruitment events to help increase our recruitment efforts for online.

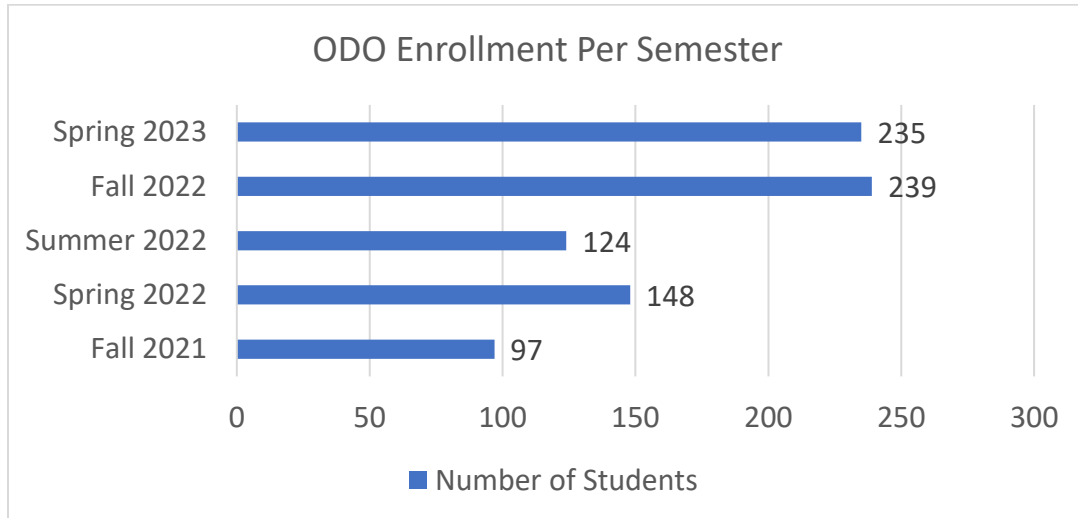
We look forward to the upcoming academic year.

Sincerely,

*Laura Votaw*

Laura Votaw  
Coordinator of Distance Education

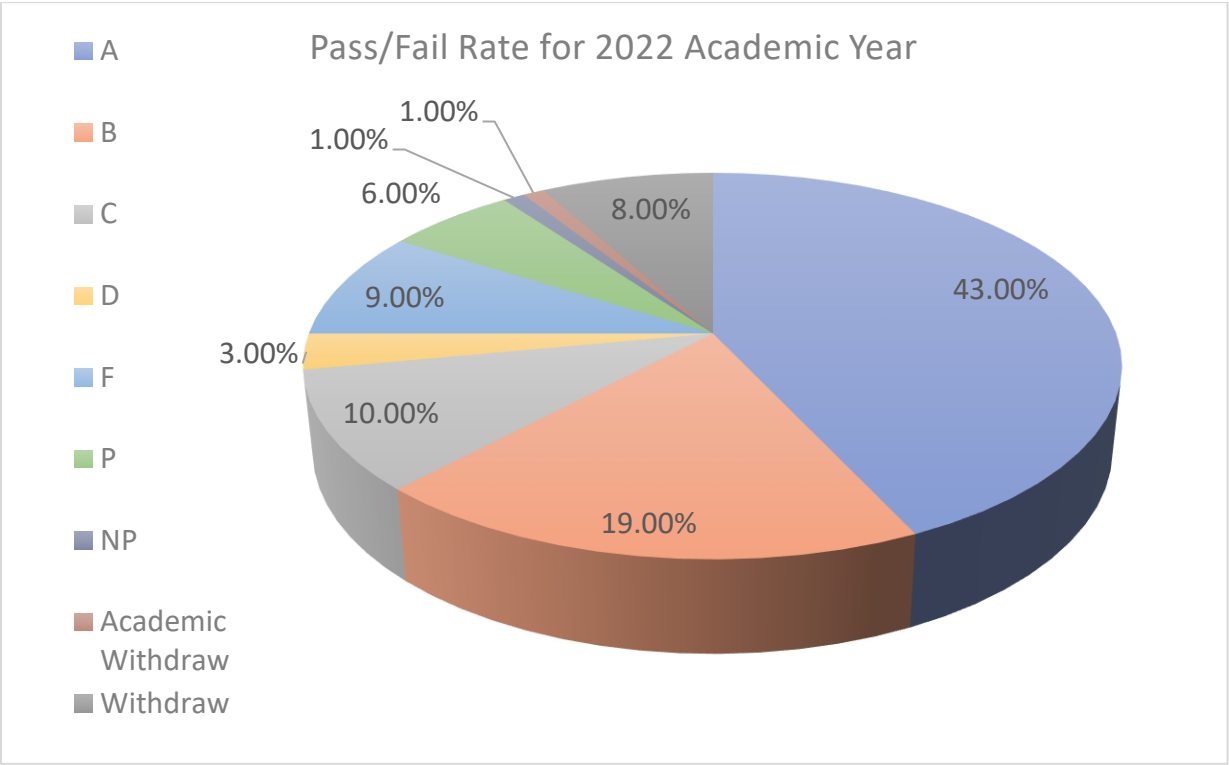
**2023 UPDATE** – The Online Degree Office (ODO) has increased from ninety-seven (97) students in the Fall semester of 2021 to two hundred and thirty-five (235) in the spring semester of 2023. The increase in enrollment will continue to rise as we attend more recruitment events such as job and career fairs, school events, and community activities. The chart below shows the increase of each semester since the Fall semester of 2021.



The program eliminated Business Operations and added Child Development Certificate to the 100% online degree program list. The following chart expresses the number of students per major, where the two highest majors are Child Development and Health Science are highlighted in the data.

Number of Students Per Major			
Degree Programs	Fall 2022	Summer 2022	Spring 2023
<b>Business</b>	34	15	32
<b>Business Operations</b>	4	2	0
<b>Child Development</b>	61	32	67
<b>Computer Science</b>	7	1	6
<b>Criminal Justice</b>	18	10	16
<b>Elementary Education</b>	13	3	19
<b>Enterprise Development - Bus Admin</b>	0	0	0
<b>Enterprise Development - Gen Studies</b>	1	0	1
<b>Health Science</b>	37	16	41
<b>Liberal Studies</b>	25	23	13
<b>LPN to RN</b>	15	9	14
<b>Non-Degree Seeking</b>	0	2	4
<b>Psychology</b>	16	10	16
<b>Social Science</b>	8	1	6

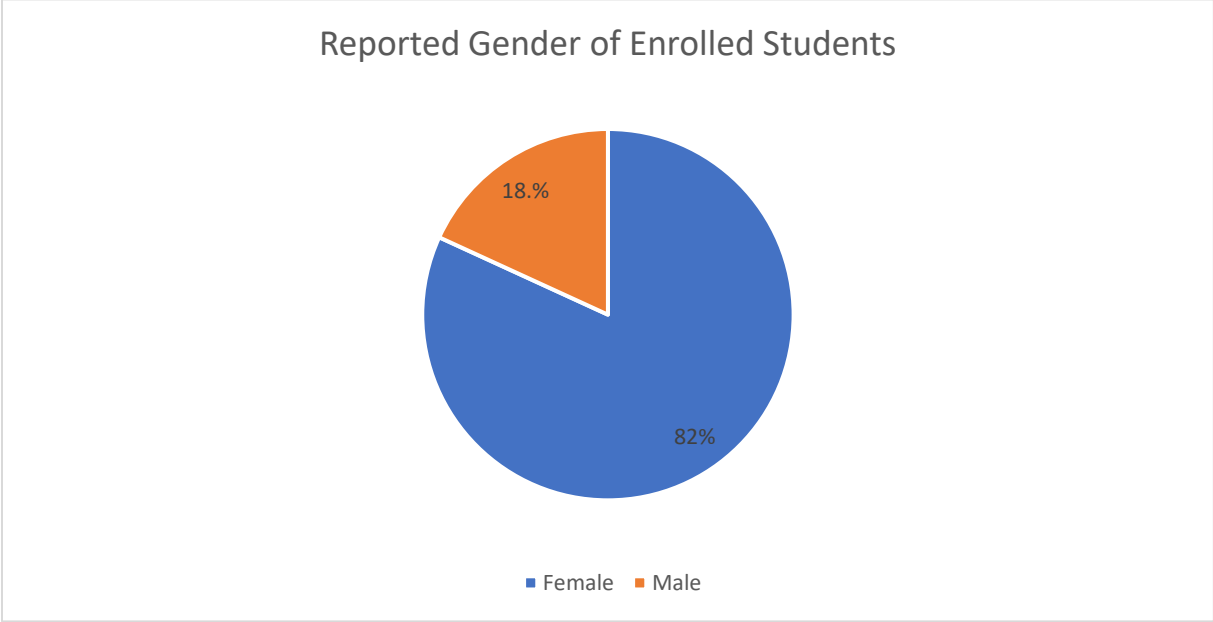
The pass/fail rate from 2022 shows the percentage of students who passed with an A, B, C, D, or P and those who made an F, NP, or withdrew, academically or otherwise. ODO had eighty-one percent (81%) pass their courses versus nineteen percent (19%) of those who did not pass.



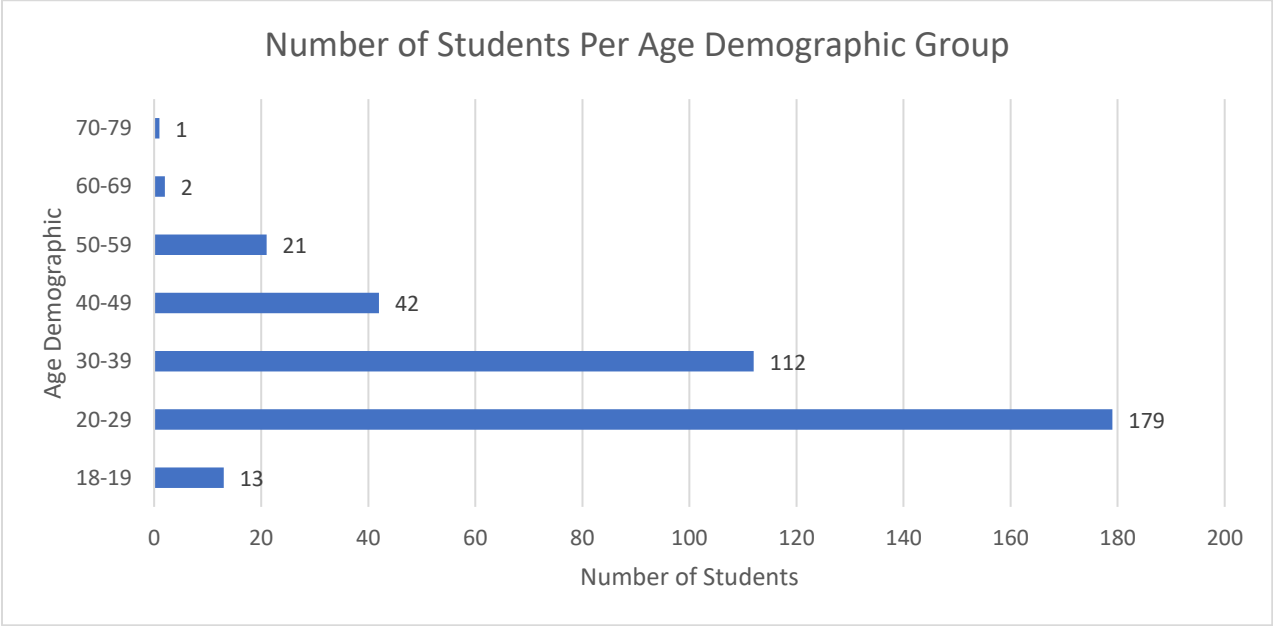
In the comparison for county demographics where the students reside, the following chart helps illustrate the regions, whereas the highest number of students are from Pottawatomie County. Our five-county service area is Hughes, Lincoln, Okfuskee, Pottawatomie, and Seminole.

Number of Students Per County			
County	Summer 22	Fall 22	Spring 23
Bryan	0	1	0
Caddo	1	1	1
Canadian	2	0	0
Cleveland	5	6	8
Comanche	0	1	0
Cotton	1	0	0
Creek	4	4	3
Garvin	0	1	0
Hughes	8	18	17
Latimer	2	1	0
LeFlore	0	0	1
Lincoln	10	22	26
Logan	0	1	1
McCurtain	1	1	0
McIntosh	1	3	1
Murray	1	2	0
Okfuskee	2	5	6
Oklahoma	6	7	11
Okmulgee	1	1	4
Osage	0	0	1
Out of State	0	2	2
Payne	0	4	2
Pittsburg	1	0	1
Pontotoc	5	14	14
Pottawatomie	49	91	92
Rogers	2	2	0
Seminole	19	47	37
Stephens	0	0	2
Tulsa	3	2	3
Wagoner	1	2	2

We compared the number of males versus females from 2022 through 2023 semesters. The data shows eighteen percent (18%) were males and eighty-two percent (82%) were females.



The Age Demographic shows us the different age ranges from eighteen (18) years and older. The twenty to twenty-nine (20 - 29) age group had the highest number, while seventy to seventy-nine (70 - 79) had the lowest number.



The ethnicity group shows us the different ethnic backgrounds, where we had eight (8) different groups and one (1) unknown group. Our highest number was two-hundred and thirty-one (231)

from a white background and ninety-nine (99) from an American Indian or Alaska Native background.

